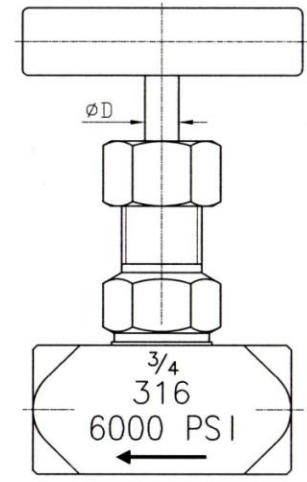
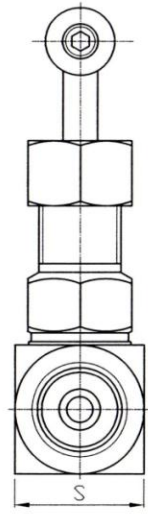
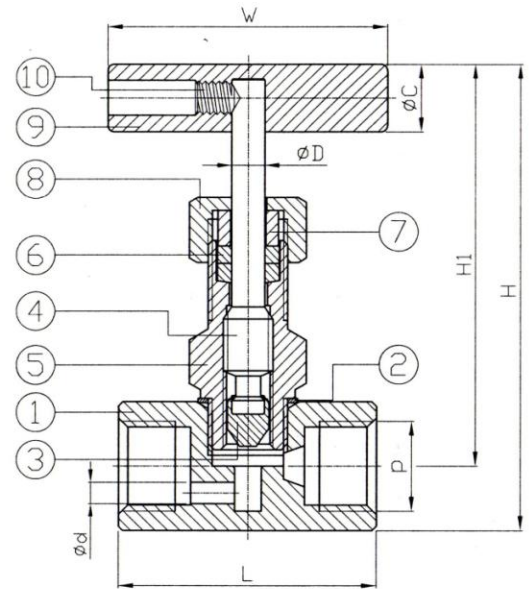


JFW INDUSTRIES, INC.
 6731 N.E. 47TH PORTLAND, OREGON 97218 U.S.A.
 E-mail: jfwvalve@comcast.net
 Tel: 1 503 288 0673
 Fax: 1 503 288 1075

0.02-0.2	±0.004	0.2	▽▽▽	Ra	JIS
0.21-1.2	±0.008	1.6	▽▽		
1.21-4.72	±0.012	6.3	▽		
12.7-39.6	±0.031	25	▽		



DN	d	L	H	H1	W	S	C	D	P	Torque (N-M)	Weight (kg)
6	3	45	82	65	60	22	13	7	1/8"	1.4	0.3
8	3	45	82	65	60	22	13	7	1/4"	1.4	0.3
10	3	50	85	67	60	25	13	7	3/8"	1.4	0.3
15	5	60	107	86	65	30	16	8	1/2"	1.7	0.5
20	5	65	111	88	65	35	16	8	3/4"	1.7	0.7
25	7	83	130	100	80	46	19	10	1"	2.2	1.4

unit:mm

NPS	d	L	H	H1	W	S	C	D	P	Torque (in-lb)	Weight (lb)
1/8"	0.12	1.77	3.23	2.56	2.36	0.87	0.51	0.28	1/8"	12.4	0.6
1/4"	0.12	1.77	3.23	2.56	2.36	0.87	0.51	0.28	1/4"	12.4	0.6
3/8"	0.12	1.97	3.35	2.64	2.36	0.98	0.51	0.28	3/8"	12.4	0.7
1/2"	0.20	2.36	4.21	3.39	2.56	1.18	0.63	0.31	1/2"	14.7	1.2
3/4"	0.2	2.56	4.37	3.46	2.56	1.38	0.63	0.31	3/4"	14.7	1.5
1"	0.28	3.27	5.12	3.94	3.15	1.81	0.75	0.39	1"	19.2	3.1

unit:in

SIZE	CV
1/8"	0.4
1/4"	0.4
3/8"	0.4
1/2"	0.75
3/4"	0.9
1"	1.8

unit:Usgal/min

ITEM	PARTS	MATERIAL	
1	BODY	SS 316	CARBON STEEL
2	BODY SEAL	PTFE	
3	DISC	SS 316	
4	STEM	SS 316	
5	BONNET	SS 316	CARBON STEEL
6	PARKING	PTFE	
7	GLAND	SS 316	
8	PACKING NUT	SS 316	S15C
9	HANDLE	SS 410	
10	FIXING SCREW	ALLOY STEEL	

△	Revis material sequence	03/01/2016	Ray
△	Revis dimension	03/01/2016	Ray
△	Add torque & weight	03/01/2016	Ray
Revise	Description	Date	Approve

JFW INDUSTRIES, INC.

CHECK BY	DRAWING BY	DATE	SPECIFICATION
	<i>Sammy</i>	Mar.01.2016	Needle Valve 6000 PSI
			MATERIAL
			SS 316 / CARBON STEEL
			PROCESS/Nr.
			UNIT / SCALE
			mm

DRAWING NO. **N-6000** **-16**